


The Street, Little Waltham,  
Chelmsford, Essex CM3 3NY

little-waltham-school.co.uk

admin@littlewaltham.essex.sch.uk



## SCHOOL WEEKLY NEWS

Summer Term, Edition 6 21<sup>st</sup> May 2021

Aspiring to inspire others towards excellence,  
developing as individuals together in a distinctively Christian environment.

1 Corinthians, 12:14 "For the body is not one member, but many".

### Reminders

#### Bag 2 School

Don't forget to bring your unwanted clothes/shoes etc to school and we will store in the swimming pool until collection on 23<sup>rd</sup> June.

#### Class Photographs -

Change of date to Thursday 24<sup>th</sup> June



#### Message from Mrs Maycock

Dear parents and carers

It has certainly been an interesting week weather wise; I cannot remember a time when we have had rain, hail, wind and sunshine all in the space of five days! Hopefully, the weekend will be more settled. Despite the weather, the children have continued to work hard and made the most of the sunny and dry spells we have had.

As part of their science learning, each class has a habitat to observe and take care of. We have worms, spiders, ants, ladybirds and are eagerly awaiting a delivery of caterpillars. The butterfly garden is growing well, and we should have some lovely flowers to tempt them once the weather warms up. Other additions to the grounds are a bird feeder and some colourful bins to collect our plastic recycling in.

On Monday, we are celebrating Pentecost, starting with our worship, and followed by a day of class-based activities - something the children always enjoy.

Have a restful weekend.

Kind Regards

*Liz Maycock*

## Our Awards Assembly Prayer

Dear God

As we come together to celebrate others' awards, please help us to be encouraging, to be proud of others and to show our Christian values. Help us to aim for the highest and to use our talents well. Thank you for everyone who helps us to learn. Amen.

## Prayer Corner



**This week's value is trust.**



Dear God,  
Please help us to know who to trust and help us to be  
truthful and trustworthy ourselves.  
Amen

*I will say of the LORD, 'He is my refuge and my fortress, my God, in whom I trust.'* **Psalm 91:2**

## This Week's Big Question How does knowing God help me?

### Maple B

It helps me by knowing that he is always with me and I can talk to him when I need to – Ava  
By not making me feel lonely and that he is always by my side - Kelsey  
Knowing that God helps me when I feel sad or lonely – Liam  
He helps me because when I am not sure what to do I think back to what God wants and  
never give up – Grace S  
Because I know God hears me when I need him – Joseph  
He helps me learn and be kind - Joshua  
He helps me when I am lost, he can guide me to my family or someone who can help -  
Kaiden  
He makes me feel calm knowing he can help us - Leo  
He helps me when I need courage. He helps me to encourage others as well as myself  
– Lolly

### Willow

It makes me happy knowing that someone cares about me. - David  
I think it helps when you feel like you need to talk to someone, you can talk to God about  
your worries and feel like you're not alone. - Libby  
It helps me because I know what the right decisions are to make. - Beau  
I know that he is always there when I need to talk to him. -Emma  
God sometimes gives me inspiration when I'm sad or lonely because I know someone is  
always with me. - Noah

**Maple E**

God can help to calm me and guide me in the right way. -Reuben

He helps me because I can have someone I can talk to. – Freddie

If I'm sick or not feeling very well, I know God will help me. - Summer

I know that God is always there with me and I can talk to him. - Aneeka

If I feel sick, God will help to make me better. - Marshall

He helps me when I feel sad. - Sonny

Knowing God can help me feel cheerful and refresh my mind because I know I can talk to him. - Vihaan

Knowing God, helps me to keep going and improve my work. - Rhys

If I know I have done something wrong, I can pray to God and I know he will forgive me. - Lewis

**Sycamore**

When you are stuck, if you pray to God, he can lead you in the right direction and help you make decisions. - Finleigh P

God helps me because I know that someone is always there for me and helps me to make wise choices. - Annie H

God is there to keep me company. - Lewis B

**Chestnut**

Because he is there when we are crying. – Digby

I know that God is always with us and guides us. God helps us when I need help. I pray to God when I'm sad. - Amelia

God makes me happy. - Amalie

He helps me to be safe. - Ted

He can give us courage and might. - Alaina

**Oak**

He is someone I can talk to when I'm sad and down and I can talk to Him in my head as well. - Ophelia

Knowing God helps me know that I'm not alone. - Ella

Knowing God helps us because if we are finding something tricky, we can talk to God about it. - Jack

Knowing God helps us because we can talk to him while praying. - Ethan

	<b>Value Service</b>	<b>Super Skill Being Inquisitive</b>	<b>Catch me being good</b>	<b>Focus R.E. Work of the week</b>	<b>Other</b>
<b>Ash</b>	<b>Alex</b> for always being helpful and a good friend.	<b>Luke</b> for working really hard at his writing.	<b>Joshua T</b> for having a good attitude towards his learning.	<b>Cole</b> for talking about trust confidently in Worship.	
<b>Chestnut</b>	<b>Amalie</b> for being a very trustworthy member of the class.	<b>Marshall</b> for trying his best with his phonics trying to use the correct sounds.	<b>Alaina</b> for making an effort to improve her work!	<b>Amelia</b> for some super ideas on what a Parable teaches us.	<b>Kenuth</b> for some super drawing and labelling of a bee.
<b>Elm</b>	<b>Saba T</b> for being a trusting friend and helping others	<b>Esmie L</b> for aiming high by counting in 2s up to 72 - I am so proud of you!	<b>Ronnie D</b> for excellent phonics work each day this week	<b>Samuel D</b> for his good understanding of the parable <i>The Lost Son</i>	<b>Henry F</b> for your efforts to join your handwriting
<b>Maple B</b>	<b>Freddie</b> for being a trustworthy member of the class and always getting on well with his work.	<b>Kelsey</b> for aiming with all aspects of her work. <b>Hope</b> for aiming high with her words.	<b>Mr Knight, Mrs Old and Mrs Sheehan</b> for working so hard in Maple B.	<b>Grace</b> for great ideas in our RE sessions thinking about Pentecost and what it means.	<b>Henry</b> for making a good effort to present his writing carefully.
<b>Maple E</b>	<b>Effie</b> for always being a kind and trustworthy friend.	<b>Marshall</b> for aiming high with his writing and wanting to complete his written tasks independently. Well done, we're very proud of you – keep this going now, you can do it!	<b>Rhys and Lewis</b> for always working so hard in everything that they do. They also have a superb attitude to all tasks, well done boys!	<b>Reuben</b> for sharing his great ideas in RE learning about Pentecost and reflecting carefully in our daily worship.	<b>Aryan</b> for working so hard to improve his presentation of his written work. Well done, see you can do it- keep this going now!
<b>Oak</b>	<b>Finley</b> – for always being such a kind and trustworthy friend and member of the class.	<b>Jessie</b> – for always working so hard and aiming high with everything she does.	<b>Jack</b> – for always being one of the first to read quietly!	<b>Zoe</b> – for some really thoughtful ideas in RE lessons.	<b>Isaac</b> – for working hard to keep handwriting tidy and a little smaller!
<b>Sycamore</b>	<b>Amber P</b> for always being sensible and making good decisions.	<b>Alex F</b> for aiming high and dedicating himself to TTRockstars recently!	<b>Ofelia P-S</b> for always working hard, being kind and trying her best.	<b>Charlie L-</b> for working to improve presentation in his books.	<b>Isabelle C-</b> for enthusiasm and great knowledge of bible stories in RE
<b>Willow</b>	<b>William and Oliver</b> for being very trustworthy friends.	<b>Laurence</b> for aiming high and being very determined in his maths group with Miss Poulton.	<b>All of Willow class,</b> for working very hard with assessments this week.	<b>Erin</b> for enthusiasm in RE and for excellent ideas about the Kingdom of God.	<b>Daisy</b> for presenting her advertisement poster beautifully.

This week in Oak class we have been busy working on our topic of Ancient Egyptians. We have learnt to write using hieroglyphics on our own handmade papyrus and painted Egyptian Gods – if only Ra the God of the Sun would show us some kindness!





Tuesday 18th May 2021

LO: to retell a story using descriptive language

Language Feature	Me	Teacher
Use 5 senses to describe	✓	✓
Start sentences in a variety of different ways	✓	✓
Relative clauses/ pronouns	✓	✓
Expanded noun phrases	✓	✓
Prepositions	✓	✓
Parenthesis	✓	✓
Subordinating conjunctions	✓	✓
Cohesion within paragraphs	✓	✓

Grendel arrives from his dark, dusty cave seeking to eliminate the Heorot and eat again. Grendel, who is a demon to the town, down below, has scales all over his thick skin and 4 disgusting eyes. As the beast he arrived at Heorot, he was dog who saw a bone.

Grendel was a ninja and he saw what he was looking for. A ~~le case~~ <sup>le case</sup> ~~which~~ <sup>which</sup> and it was for dinner. He ~~s~~ <sup>suddenly</sup> he sees men asleep like a baby and he cuts: he hugs like a bear and eat them in two seconds. He's someone at a circus who's laughing viciously. He says this will be easy but then he meets his match once and for all.

Beowulf grabs his arm and stares the heart ~~new~~ <sup>new</sup> eye. Grendel realizes that he may lose this battle to glory when Beowulf grabs his hand. They smash things and break things.

Beowulf put his arm out of its socket. Beowulf knows he is going to win if he keeps up holding his arm. He squeezes it and

Tuesday 18th May 2021

LO: to retell a story using descriptive language

LO: to retell a story using descriptive language

Language Feature

Use 5 senses to describe

Start sentences in a variety of different ways

Relative clauses/ pronouns

Expanded noun phrases

Prepositions

Parenthesis

Subordinating conjunctions

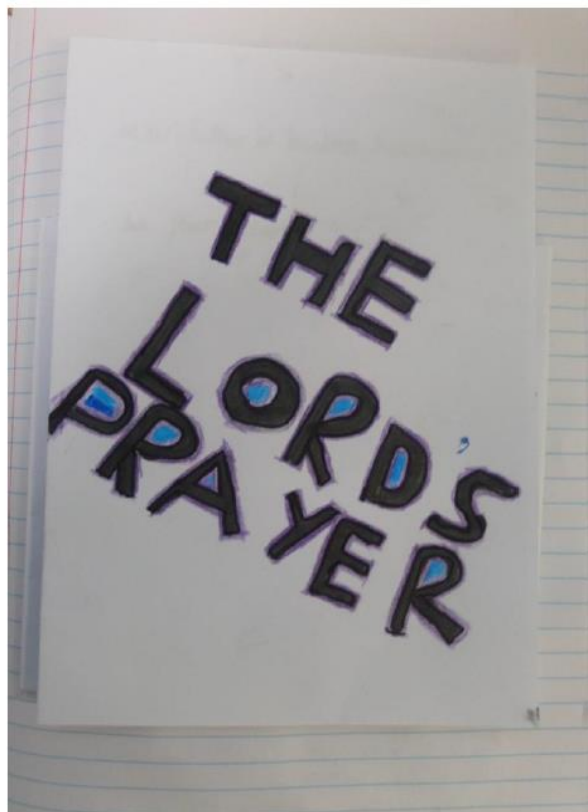
Cohesion within paragraphs

As the bad boy Grendel stomped through the forest, he could smell the damp leaves dripping with rainwater. He could see through the window and saw the sleeping warriors turn-tossing in their sleep. Grendel made a grab for a warrior and began to chomp his bones.

As soon as he chomped him up, Grendel reached for another one. But surprisingly Beowulf managed to grab hold of Grendel's arm and wouldn't let go. "I will not let go, evil. Head sucking monster!" he yelled. He kept on pulling his arm until it would come off. Grendel tried to attack Beowulf but as soon as he was able to slap him, his arm began to come off.

Beowulf kept on pulling. Eventually the arm came off! Grendel was half dead and began to run away to die.

This week Sycamore have been looking at the Anglo Saxon story, Beowulf and producing descriptive writing linked to the text. We have worked hard on creating a sense of atmosphere and tension in our writing.



On Earth as it is in Heaven  
Give us today our daily bread

Forgive our sins as we forgive those who sin against us  
Lead us not into temptation but deliver us from evil

Earth is similar to Heaven  
The last supper represents body and blood

We forgive people if they do wrong things  
Help us to resist being bad

In RE, Sycamore have been looking at the Kingdom of God and reflecting on how this is presented in the bible. We looked at the Lord's Prayer and discussed each line's meaning. We then re-wrote the prayer in our own words and illustrated it.

Over the past few weeks in Willow class we have been very busy. In maths we have been practising lots of arithmetic and reasoning skills as well as learning algebra – which we all loved!

In English we have looked at instruction writing and tried to follow someone else's instructions for making a sandwich – with some interesting results.



We have also been looking at persuasive writing through adverts. We recorded our own adverts for some items (a pen, a sharpener, post it notes, an elastic band, hand gel, a rubber and celotape) using hyperbole, catchy slogans and celebrity endorsements to sell them as the best new products.






We looked at the book Journey and wrote adverts for a magical journey of our own.

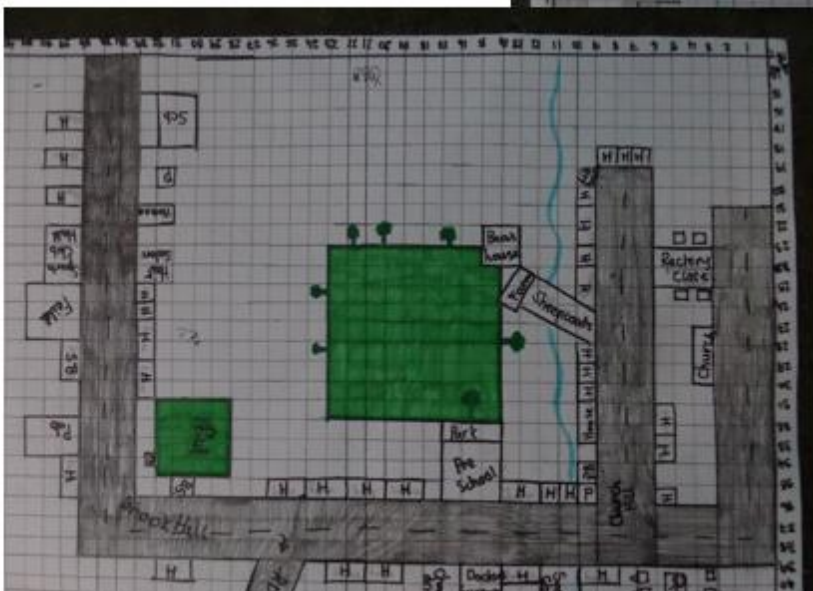
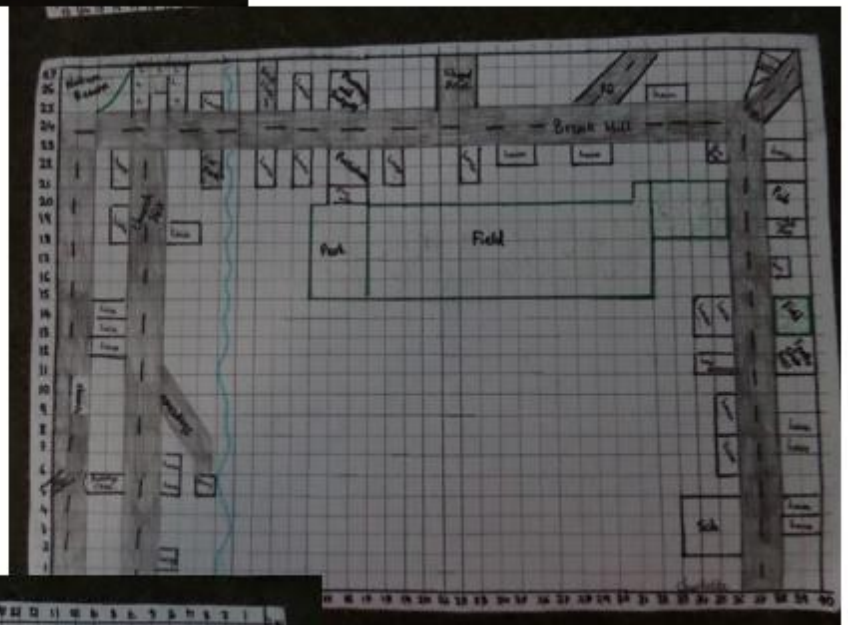




In RE we worked on the question: If Christians believe Jesus is King, what would his kingdom be like? We drew what we thought it might be.



In geography we have been learning about maps – looking at grid references and symbols. We went out in groups to walk in the village to the church, plotting a map along the way.






In art we recreated our own version of Monet's 'Water Lily Pond' by making a bridge with masking tape, painting and then removing the masking tape to leave a white bridge.



Finally, we have had a new addition to our class. Our worms. We dug dirt and found leaves to create their habitat and will study them over the next couple of weeks to explore how they live and move underground.



### Non-Pupil Days

Monday 7<sup>th</sup> June 2021

Monday 19<sup>th</sup>, Tuesday 20<sup>th</sup> and Wednesday 21<sup>st</sup> July 2021

Friday 1<sup>st</sup> October 2021, Monday 29<sup>th</sup> November 2021, Monday 6<sup>th</sup> June 2022,

Thursday 21<sup>st</sup> July 2022, Friday 22<sup>nd</sup> July 2022

<b>Monday 31<sup>st</sup> – Friday 4<sup>th</sup> June</b>	Half Term holiday
<b>Monday 7<sup>th</sup> June</b>	Non-pupil day
<b>Thursday 10<sup>th</sup> June</b>	Year 6 Visit to Danbury Outdoor Centre
<b>Friday 11<sup>th</sup> June</b>	Year 6 Visit to Danbury Outdoor Centre
<b>Wednesday 23<sup>rd</sup> June</b>	Bags 2 School Collection Day
<b>Thursday 24<sup>th</sup> June</b>	Class Photographs
<b>Monday 19<sup>th</sup> – Wednesday 21<sup>st</sup> July</b>	Non-pupil days
<b>Thursday 22<sup>nd</sup> July</b>	School Summer holiday begins

Please click [this link](#) to sign up to Easyfundraising



<https://www.essexlottery.co.uk/>

[Friends of Little Waltham Primary School, Chelmsford Fundraising | Easy fundraising](#)